


FREEBIE

Flash Cards Dotted Letters



Upper & lowercase letters

Thankyou



I want to take a moment to thank you for the recent purchase. It is my pleasure to assist you. By downloading this resource, you are agreeing to the term listed below.

You may

- Use this resource at home with your child or students.
- Use this resource with multiple students in a classroom/tutoring setting.
- Share the source of this resource with your colleagues by directing them to the store to get their own copies

You may not

- You may not share it or put it on internet.
- You may not sell or distribute it in any format/manner.

Copyright©2024 Smart Way
- All rights reserved.
Permission to use for a single
classroom use only (for both
digital and printable)

Get Access to Our Exclusive Freebie Library

Subscribe and get access to our exclusive freebie library and stay updated... [click here](#)

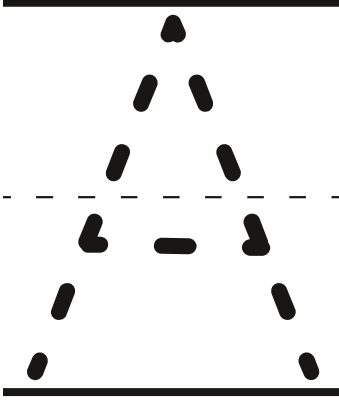
Let's Connect




Credits

Fonts

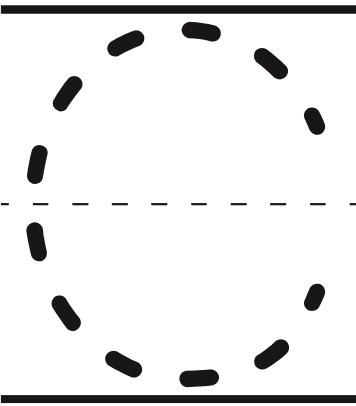




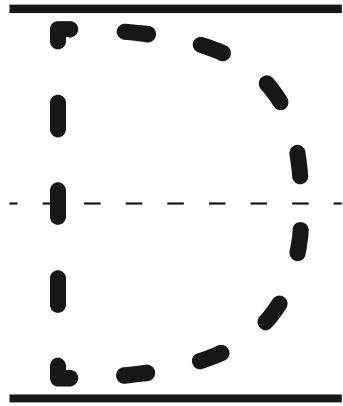
www.smartwaystores.com



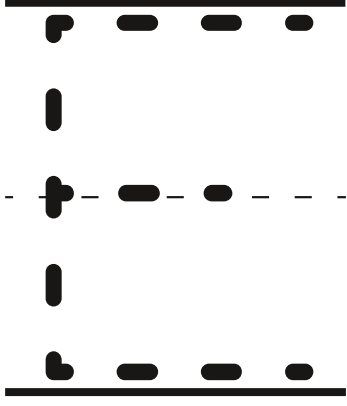
www.smartwaystores.com



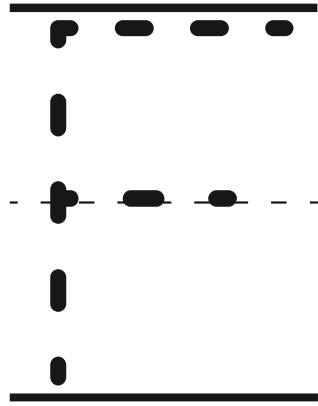
www.smartwaystores.com



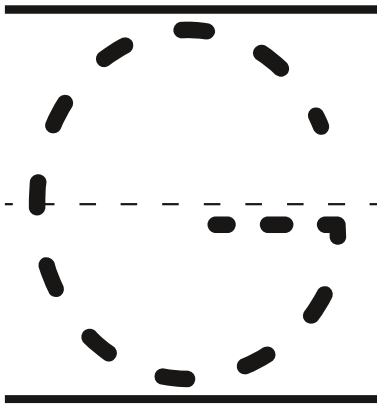
www.smartwaystores.com



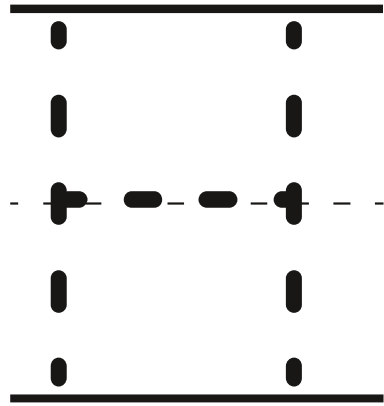
www.smartwaystores.com



www.smartwaystores.com



www.smartwaystores.com



www.smartwaystores.com

A tracing guide for the uppercase letter 'I'. It features a solid horizontal line at the top and another at the bottom. A vertical dashed line runs down the center. The letter 'I' is formed by a solid vertical bar with a small dot at the top and bottom. A dashed version of the letter is positioned to the right of the solid one for tracing.

www.smartwaystores.com

A tracing guide for the lowercase letter 'i'. It features a solid horizontal line at the top and another at the bottom. A vertical dashed line runs down the center. The letter 'i' is formed by a solid vertical bar with a dot above it and a small tail at the bottom. A dashed version of the letter is positioned to the right of the solid one for tracing.

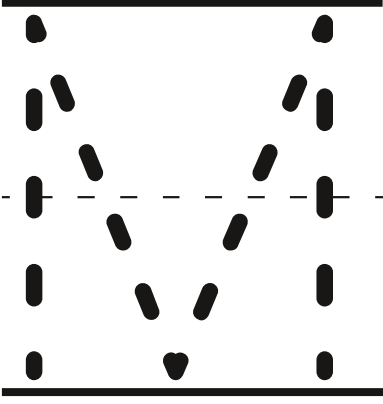
www.smartwaystores.com

A tracing guide for the uppercase letter 'X'. It features a solid horizontal line at the top and another at the bottom. A vertical dashed line runs down the center. The letter 'X' is formed by two solid diagonal lines crossing at the center. A dashed version of the letter is positioned to the right of the solid one for tracing.

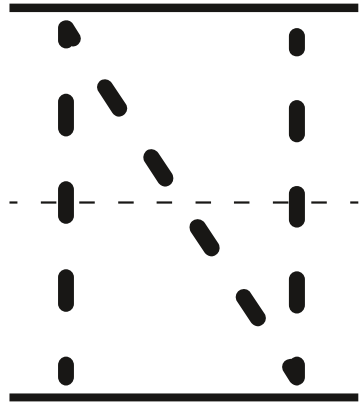
www.smartwaystores.com

A tracing guide for the lowercase letter 'x'. It features a solid horizontal line at the top and another at the bottom. A vertical dashed line runs down the center. The letter 'x' is formed by two solid diagonal lines crossing at the center. A dashed version of the letter is positioned to the right of the solid one for tracing.

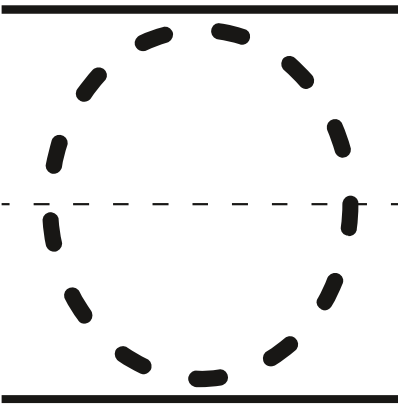
www.smartwaystores.com




www.smartwaystores.com



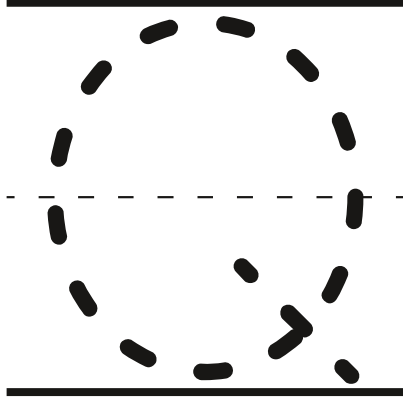
www.smartwaystores.com




www.smartwaystores.com




www.smartwaystores.com



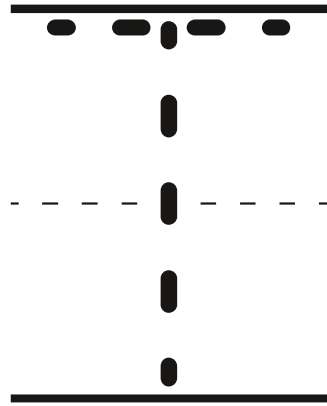
www.smartwaystores.com



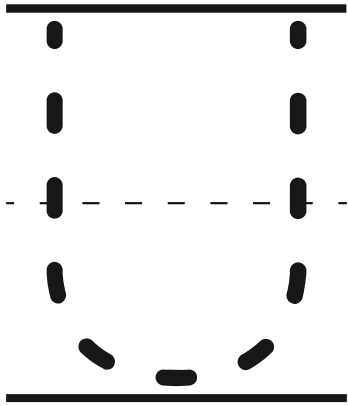
www.smartwaystores.com



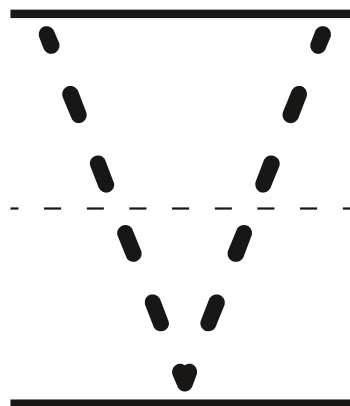
www.smartwaystores.com



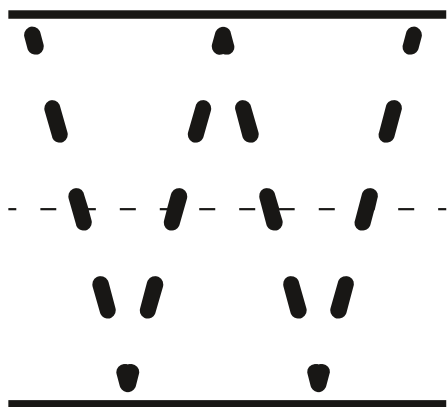
www.smartwaystores.com



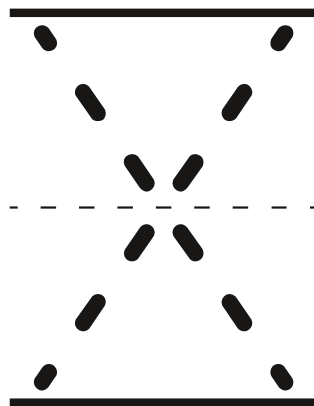
www.smartwaystores.com



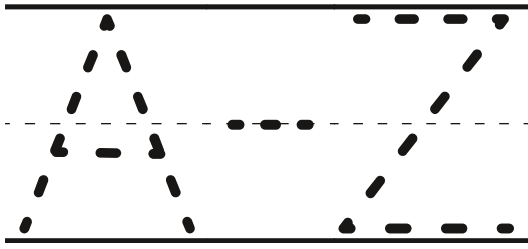
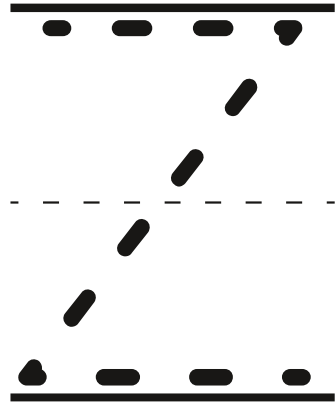
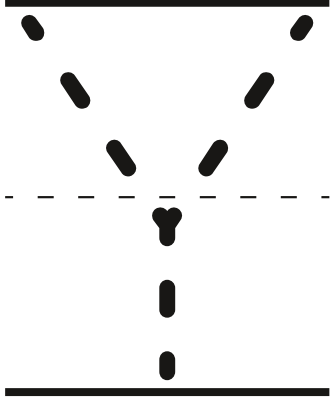
www.smartwaystores.com



www.smartwaystores.com




www.smartwaystores.com



Uppercase

Dotted


Letters




www.smartwaystores.com




www.smartwaystores.com




www.smartwaystores.com



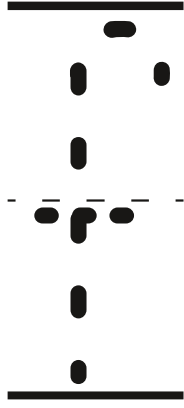
www.smartwaystores.com



www.smartwaystores.com



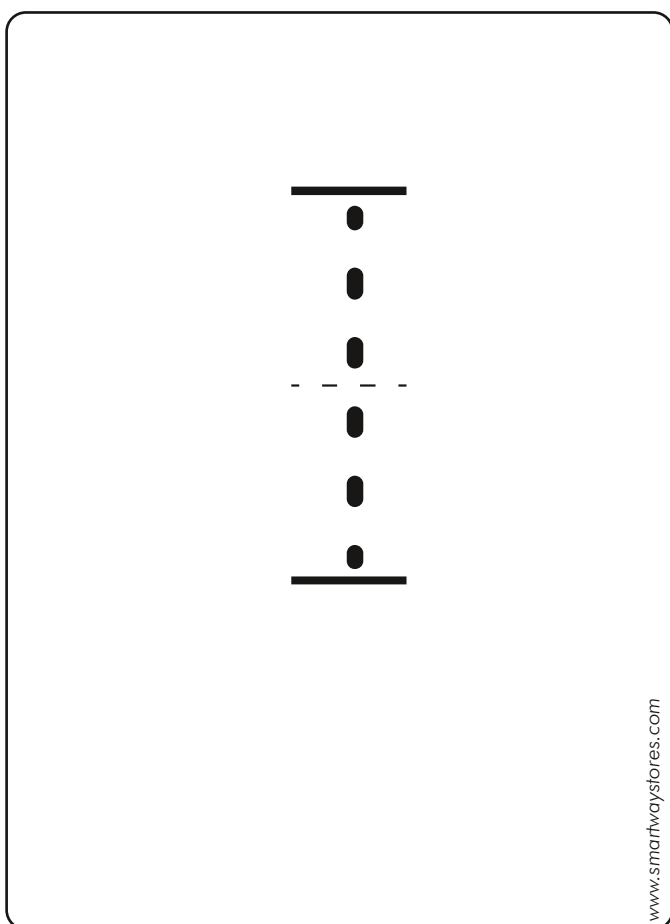
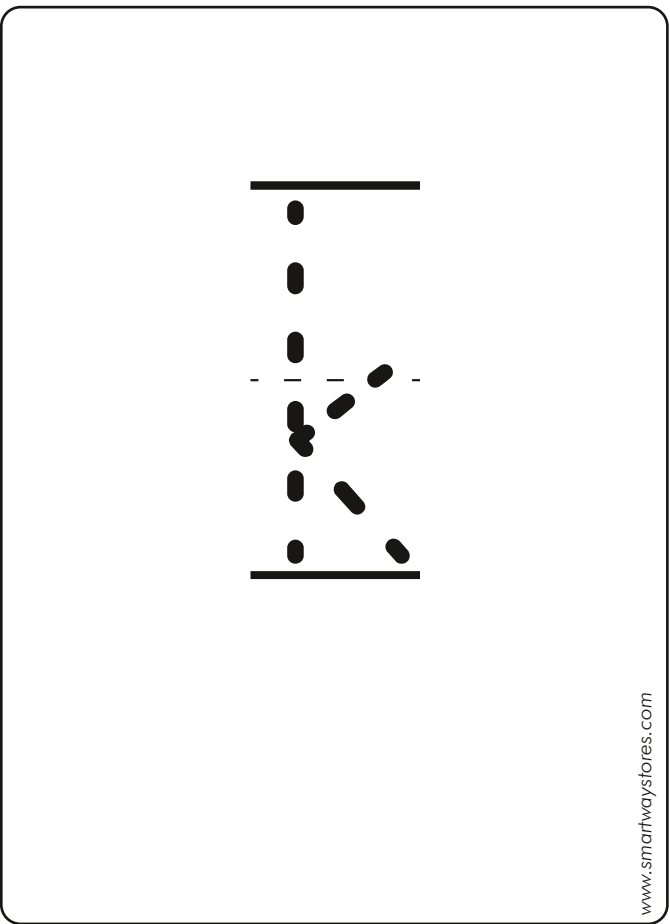
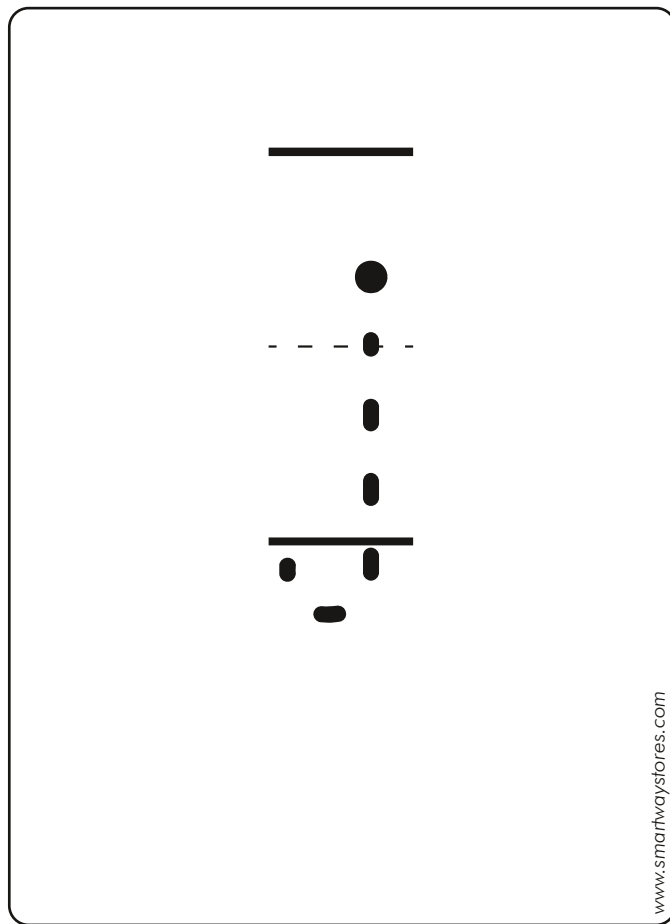

www.smartwaystores.com

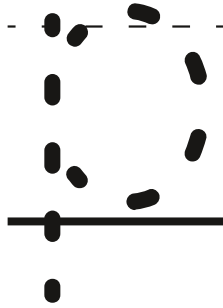
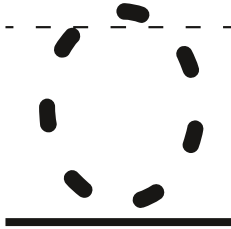
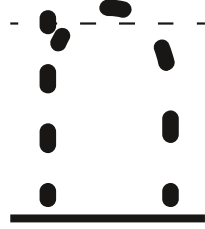





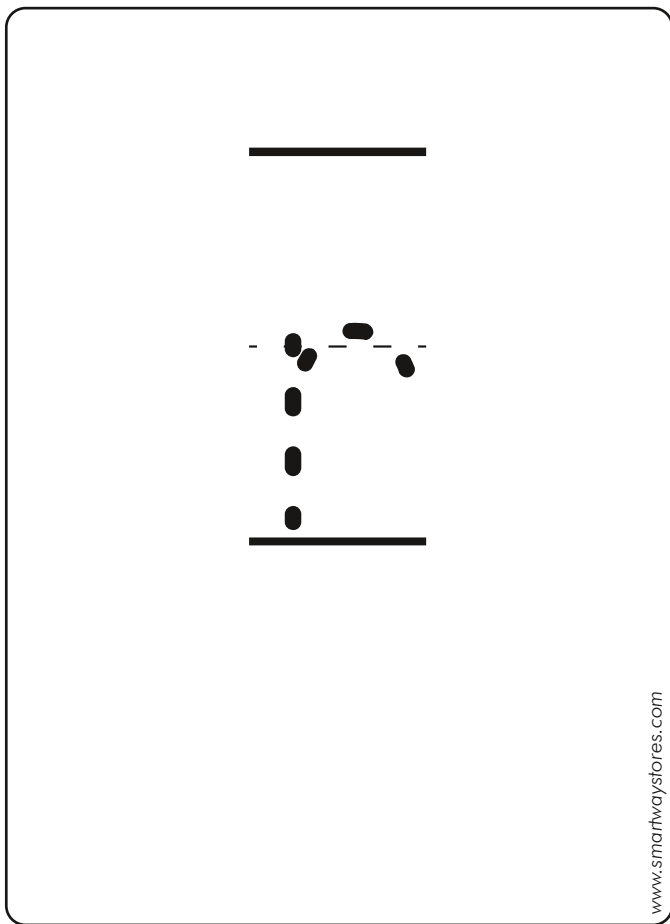
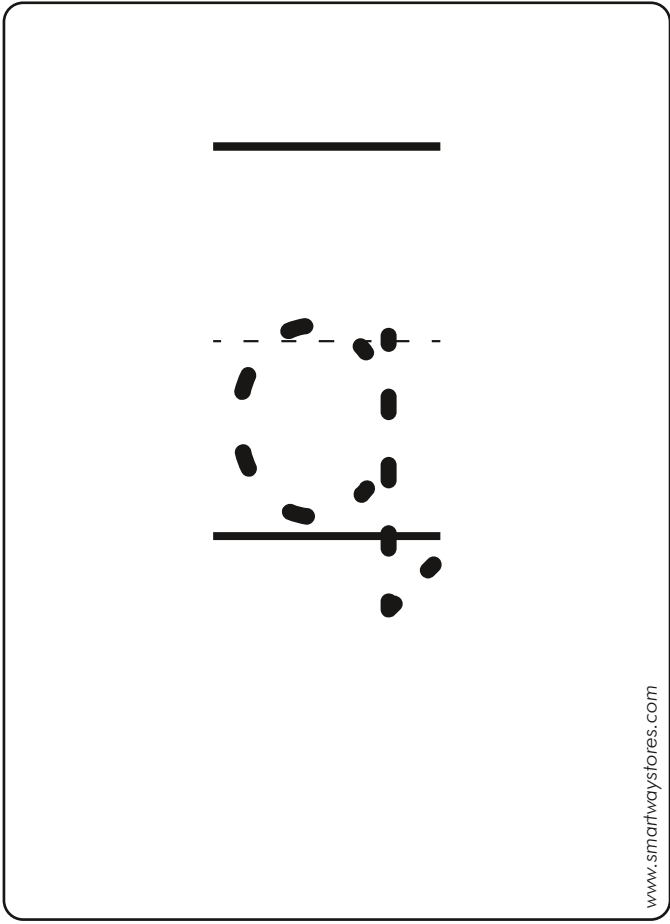
www.smartwaystores.com

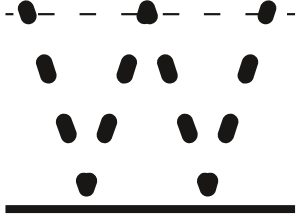
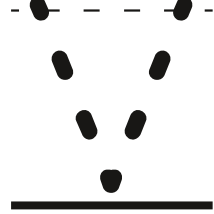



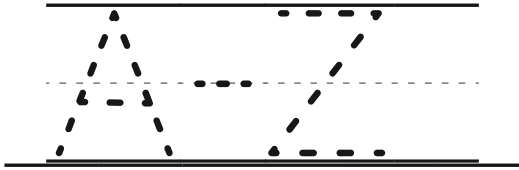

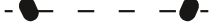
www.smartwaystores.com











Lowercase

Dotted

Letters

Other Relevant Resources

Teaching letters to your preschoolers? Check out these resources

- ✓ Engage preschoolers with enjoyable letter-learning resources
 - ✓ Interactive activities to enliven alphabet education
- Simplify teaching with ready-made resources, allowing teachers to focus solely on student mastery
- ✓ Reliable methods for letter proficiency from expert educators



A-Z Letter Booklets
26 Booklets Bundle

My Letter Book

26 Booklets x 12 pages -PDF

smart way

This resource features 26 individual letter booklets, each with a large letter and a corresponding illustration (e.g., 'A' with an alligator, 'B' with a bear, 'C' with a cat). The booklets are designed for coloring and tracing.



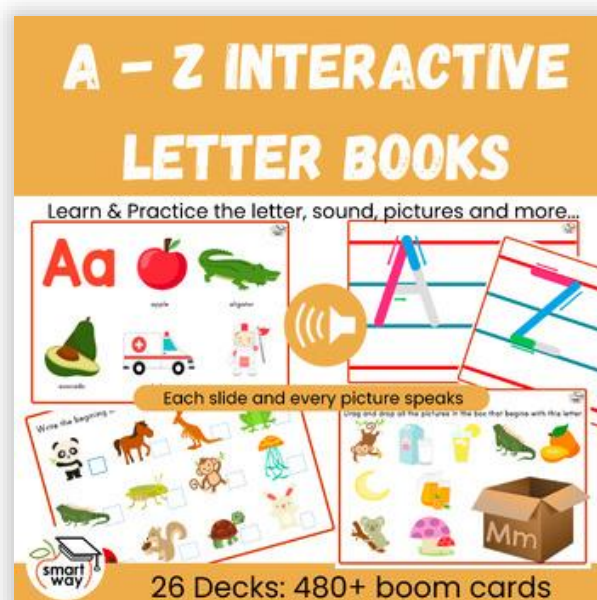
Letters & Pictures
Posters

5 Pictures with each letter

155+ pages

smart way

This resource consists of 26 posters, one for each letter of the alphabet. Each poster displays the letter in both uppercase and lowercase, along with five small illustrations of objects or animals that start with that letter. A list of the letters is provided at the bottom of each poster.



A - Z INTERACTIVE
LETTER BOOKS

Learn & Practice the letter, sound, pictures and more...

Each slide and every picture speaks

26 Decks: 480+ boom cards

smart way

This resource includes 26 decks of boom cards for each letter. Each deck contains 18 cards: one with the letter name and sound, one with a picture of an object starting with that letter, and 16 cards with various objects for a matching or identification activity. The boom cards are designed to be used with a boombox for audio feedback.



LETTERS A - Z Bundle

Practice the letter name, sound, and pictures

270 CARDS, 6 DECKS

smart way

This resource contains 270 cards organized into 6 decks. Each deck focuses on a specific letter and includes cards with the letter name, sound, a picture of an object starting with that letter, and a grid of various objects for a matching or identification activity. The cards are designed to be used with a boombox for audio feedback.