



Flash Cards



Thankyou



I want to take a moment to thank you for the recent purchase. It is my pleasure to assist you. By downloading this resource, you are agreeing to the term listed below.

You may

- Use this resource at home with your child or students.
- Use this resource with multiple students in a classroom/tutoring setting.
- Share the source of this resource with your colleagues by directing them to the store to get their own copies

You may not

- You may not share it or put it on internet.
- You may not sell or distribute it in any format/manner.

Copyright©2024 Smart Way
- All rights reserved.
Permission to use for a single
classroom use only (for both
digital and printable)

Get Access to Our Exclusive Freebie Library

Subscribe and get access to our exclusive freebie library and stay updated... [click here](#)

Let's Connect



Credits

Fonts



A

www.smartwaystores.com

B

www.smartwaystores.com

C

www.smartwaystores.com

D

www.smartwaystores.com

E

www.smartwaystores.com

F

www.smartwaystores.com

G

www.smartwaystores.com

H

www.smartwaystores.com

I

www.smartwaystores.com

J

www.smartwaystores.com

K

www.smartwaystores.com

L

www.smartwaystores.com

M

N

O

P

Q

R

S

T

u

v

w

x

Y

Z

A-Z

Uppercase
Letters

A

www.smartwaystores.com

B

www.smartwaystores.com

C

www.smartwaystores.com

D

www.smartwaystores.com

A large, bold, black uppercase letter 'E' is centered on a white background. The letter is designed for tracing, with small black arrows indicating the direction of the strokes: a horizontal line at the top, a vertical line on the left, and a horizontal line at the bottom. A dashed horizontal line runs through the middle of the letter to indicate the midline.

www.smartwaystores.com

A large, bold, black uppercase letter 'E' is centered on a white background. The letter is designed for tracing, with small black arrows indicating the direction of the strokes: a horizontal line at the top, a vertical line on the left, and a horizontal line at the bottom. A dashed horizontal line runs through the middle of the letter to indicate the midline.

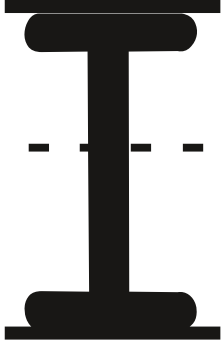
www.smartwaystores.com

A large, bold, black uppercase letter 'G' is centered on a white background. The letter is designed for tracing, with small black arrows indicating the direction of the stroke: a counter-clockwise curve starting from the top, going down and around to the right, and then a horizontal line at the bottom. A dashed horizontal line runs through the middle of the letter to indicate the midline.

www.smartwaystores.com

A large, bold, black uppercase letter 'H' is centered on a white background. The letter is designed for tracing, with small black arrows indicating the direction of the strokes: two vertical lines on the left and right, and a horizontal line at the top. A dashed horizontal line runs through the middle of the letter to indicate the midline.


www.smartwaystores.com



I

The uppercase letter 'I' is shown on a set of three horizontal lines: a solid top line, a dashed middle line, and a solid bottom line. The letter has a thick vertical stem and a horizontal bar at the top, with rounded ends. The bottom bar also has rounded ends.


www.smartwaystores.com



J

The uppercase letter 'J' is shown on a set of three horizontal lines: a solid top line, a dashed middle line, and a solid bottom line. The letter has a thick vertical stem that curves to the left at the bottom, ending in a hook. The top bar has rounded ends.

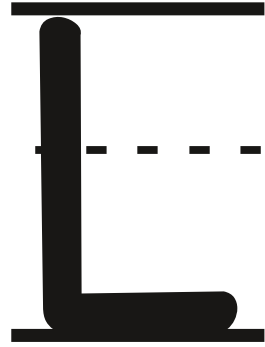
www.smartwaystores.com



K

The uppercase letter 'K' is shown on a set of three horizontal lines: a solid top line, a dashed middle line, and a solid bottom line. The letter has a thick vertical stem on the left and two diagonal strokes on the right that meet at the middle dashed line. The top and bottom bars have rounded ends.

www.smartwaystores.com



L


The uppercase letter 'L' is shown on a set of three horizontal lines: a solid top line, a dashed middle line, and a solid bottom line. The letter has a thick vertical stem on the left and a horizontal base at the bottom. The top and bottom bars have rounded ends.

www.smartwaystores.com



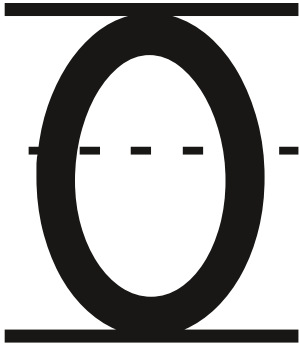
M

www.smartwaystores.com




N

www.smartwaystores.com



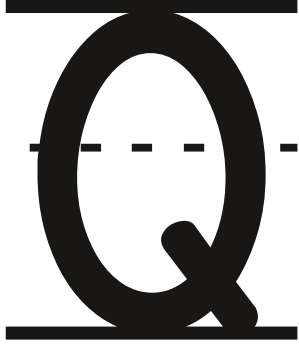
O

www.smartwaystores.com



P


www.smartwaystores.com



Q

The uppercase letter Q is shown with a solid top line, a dashed middle line, and a solid bottom line. A small tail at the bottom right indicates the direction of the final stroke.

www.smartwaystores.com



R

The uppercase letter R is shown with a solid top line, a dashed middle line, and a solid bottom line. A small dot on the right side indicates the starting point for the vertical stem.


www.smartwaystores.com



s

The lowercase letter s is shown with a solid top line, a dashed middle line, and a solid bottom line. A small dot on the left side indicates the starting point for the curve.


www.smartwaystores.com



t

The lowercase letter t is shown with a solid top line, a dashed middle line, and a solid bottom line. A small dot on the left side indicates the starting point for the vertical stem.


www.smartwaystores.com




www.smartwaystores.com




www.smartwaystores.com



www.smartwaystores.com



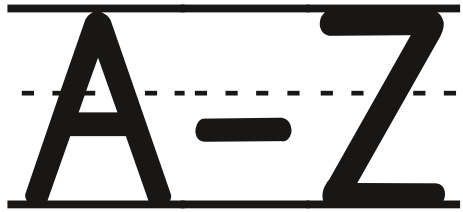
www.smartwaystores.com



Y



Z



A-Z



Uppercase
Letters

Other Relevant Resources

Teaching letters to your preschoolers? Check out these resources

- ✓ Engage preschoolers with enjoyable letter-learning resources
 - ✓ Interactive activities to enliven alphabet education
- Simplify teaching with ready-made resources, allowing teachers to focus solely on student mastery
- ✓ Reliable methods for letter proficiency from expert educators

A-Z Letter Booklets

26 Booklets Bundle



26 Booklets x 12 pages -PDF



Letters & Pictures Posters




5 Pictures with each letter

155+ pages




A - Z INTERACTIVE LETTER BOOKS


Learn & Practice the letter, sound, pictures and more...



Each slide and every picture speaks



26 Decks: 480+ boom cards



LETTERS A - Z Bundle

Practice the letter name, sound, and pictures

 Aa Bb Cc Dd	 Gg Ee Hh Ff	 Ll Kk Ii Jj
 Mm Pp Nn Oo	 Ss Qq Tt Rr	 Ww Xx Uu Vv Yy Zz
Cc Aa Dd	Pp Nn Oo Mm	Vv Yy Zz Ww Uu Xx

270 CARDS, 6 DECKS

